



( )

20

SCHO

20

100073

(010) 51423818

(010) 51423816

---

---

2-3

2-17



ZHONGXINGHUA CERTIFIED PUBLIC ACCOUNTANTS LLP  
location 20 SOHO B 20  
20/F, Tower B, Lize SOHO, 20 Lize Road, Fengtai District, Beijing PR China  
tel 010-51423818 fax 010-51423816

2024 590011

2024 9 30

— 7

3101 —

— 7

2024 9 30

---

2024 10 30



2 ---

" "

1 2019

2024 9 30 2019

4

" "

	337180100100291316	46,000,000.00	0.00
	3. 0188000061260	100,00584.21	0.00
	4000032329200286237	1,690,400.00	0.00
	3. 0188000069262	0.00	0.00
		261,69984.21	0.00

1 2023 6

2021 7

2 4 2022 6

3 1,780,000.00

2 2020

2024 9 30 2020

2 " "

	44250100002300003389	185,699,986.03	0.00
	51050152797800001210	0.00	0.00
		185,699,986.03	0.00

1 2

2022 6

2

1, 837, 972. 57

---

2 2020

2024 9 30 2020

1 2019

[ 1]

---

"

"

296.80

9ai





n-c



2

-737.87

10,000.96

6,000.96

< a L' c y N%î%ð%E<đ 9 L-C] € œ( x 7\*BZñi HY• ¾

2 Áncryq(\$ ÓçÀ

3D

300-400

Èx 7/B 6Ñ- C] &

ò@ç\$#DÀ

\* s/ P BhDe) ÄP

<îFî NDE\$UÑ`ù`€Dô

---

2020 11 12

" " 49%

49%

100%

3D

49.00%

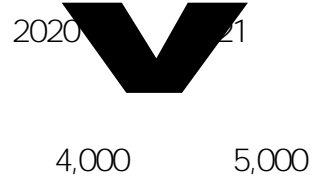
	2024/9/30	2023/12/31	2022/12/31	2021/12/31	2020/12/31
	74,755.68	70,242.04	65,111.55	41,701.08	22,501.70
	43,759.97	35,651.50	36,389.18	19,223.97	10,127.87
	30,995.71	34,590.54	28,722.37	22,477.11	12,373.83
	2020-2022				2023

2024 9

200


1  
2020 6 8 8

" " Å



2





2

"

"

=

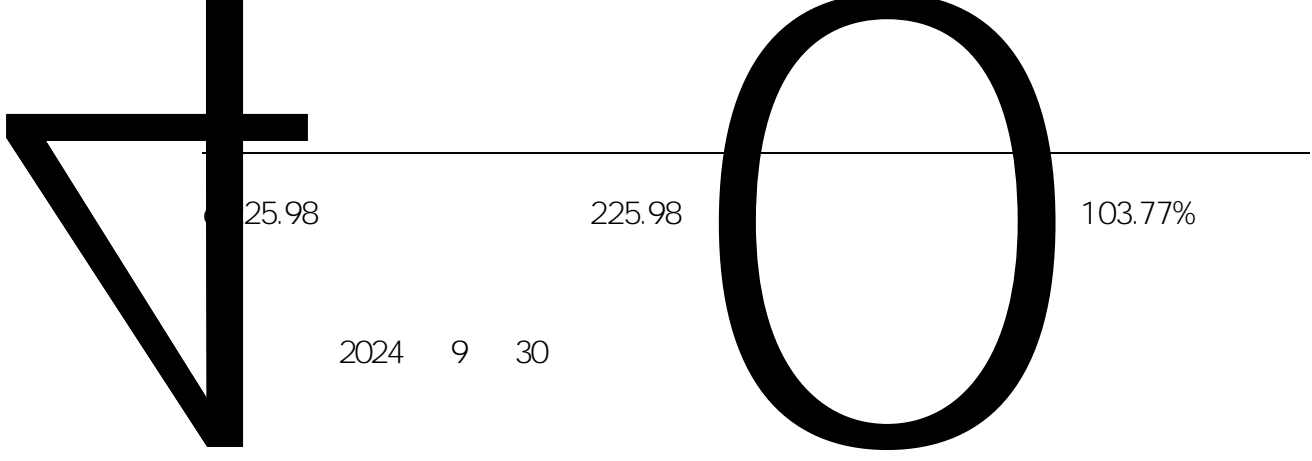
-

=

×

+

2



---

			1,000.00	2020/11/6	2021/5/6		3.5%
			800.00	2020/11/13			2.4% 3.05%
			500.00	2020/11/13			2.4% 3.05%
			7,800.00				

---

---

1-1 - 2019

1-2 - 2020

2-1 - 2019

2-2 - 2020

1-1

- 2019

		25,992.00						26,364.60		
		4,000.00								
		15.39%			2019			18,761.25		
					2020			1,215.21		
					2021			3,580.84		
					2022			2,807.30		
1			11,569.04	11,569.04	11,589.42	11,569.04	11,569.04	11,589.42	20.38	2020
2			10,000.96	6,000.96	5,704.16	10,000.96	6,000.96	5,704.16	-296.8	2019
3			4,422.00	4,422.00	3,302.06	4,422.00	4,422.00	3,302.06	-1,119.94	
4	PCB	PCB	—	4,000.00	1,032.93	—	4,000.00	1,032.93	-2,967.07	
5	—	PCB	—	—	3,041.70	—	—	3,041.70	—	
6	—		—	—	1,694.33	—	—	1,694.33	—	
			25,992.00	25,992.00	26,364.60	25,992.00	25,992.00	26,364.60	-4,363.43	

1-2

- 2020

19,600.00								19,607.33
0.00								
0.00%						2021		19,149.39
						2022		457.94

1			9,000.00	9,000.00	9,000.00	9,000.00	9,000.00	9,000.00	—
2	49%	49%	4,900.00	4,900.00	4,900.00				

2-1

- 2019

				2021	2022	2023	2024 1-9	
1		100%	4.29 4.99 22.61%	-2,099.09	-1,732.50	-2,091.05	-1,080.45	-7,003.09
2		100%	5.11 20.72%	-4.13	-280.83	-433.86	-19.05	-737.87
3	[ ]							
4	PCB [ ]							
5	[ ]							

2-2

- 2020

2021

2022

2023

2024 1-9

<sup>1</sup> [ ]